

DELTA AP1 Aseptic Valves

For higher reliability, longer lifetime and lower cost



DELTA AP1 Aseptic Valves

The DELTA AP1 Aseptic valve series from APV comes in two versions – the Techno and the Econo. Each is available in a hand-operated and pneumatic actuated version.

The housing of the Techno is made of stainless steel 1.4435 with an Ra value of < 0.5 micron for product wetted surfaces on the valve body as required by the pharmaceutical industry. The Techno version valve body comes with an EN 10204 / 3.1 certificate ensuring full documentation of all materials used. Both the Techno and the Econo versions are EHEDG and 3-A certified.

OPERATING PRINCIPLE

The diaphragm, shaft and cone are built from one TFM piece. The opening and closing of the valve is performed either by a pneumatic actuator or by a manual hand-wheel.

During opening and closing, the diaphragm is continuously supported by a unique fan support system, which relieves process pressure on the diaphragm, thus protecting it against overstress caused by pressure spikes. This system significantly increases diaphragm reliability and lifetime.

APPLICATIONS

The choice of materials and the 3.1 marking mean that the Techno version of the DELTA AP1 Aseptic valve can be used in a sterile pharmaceutical application environment. The DELTA AP1 Aseptic valve can also be used in the biotech, health care and cosmetic industries as well as in various food applications.


SPX FLOW, Inc. (NYSE:FLOW) is a leading manufacturer of innovative flow technologies, many of which help define the industry standard in the market segments they serve. From its headquarters in Charlotte, North Carolina, it operates a sales and support network, centers of manufacturing excellence, and advanced engineering facilities, throughout the world. Its cutting-edge flow components and process equipment portfolio includes a wide range of pumps, valves, heat exchangers, mixers, homogenizers, separators, filters, UHT, and drying technology that meet many application needs. Its expert engineering capability also makes it a premium supplier of customized solutions and complete, turn-key packages to meet the most exacting of installation demands.

Incorporating many leading brands, SPX FLOW has a long history of serving the food and beverage, power and energy, and industrial market sectors. Its designs and engineered solutions help customers drive efficiency and productivity, increase quality and reliability, and meet the latest regulatory demands. In-depth understanding of applications and processes, state-of-the-art Innovation Centers, and advanced pilot/testing technology further assist in optimizing processes and reducing timescales to reliably meet production targets.

To learn more about SPX FLOW capabilities, its latest technology innovations and complete service offerings, please visit www.spxflow.com.



Unique fan support for extended diaphragm lifetime



Flexible air hose connection to avoid untidy installations

FEATURES AND BENEFITS

▪ Diaphragm Fan Support

This unique feature relieves process pressure on the diaphragm to significantly extend diaphragm lifetime. Production can also be run at 145 psi (10 bar) without any problems.

▪ Flat Diaphragm

The flat diaphragm is built for reliability. It ensures smooth product flow and reduces pressure drops. The flat diaphragm is very flexible and can be used even for high-fiber products. The flatness of the design minimizes product wetted surface and reduces cleaning time and consumption of Clean-In-Place (CIP) agents.

▪ PTFE Diaphragm

The PTFE diaphragm is very strong and robust. In contrast to standard elastomers, the PTFE diaphragm enables the use of a variety of cleaning agents and products.

▪ Flexible Air Hose Connection

A flexible air hose connection helps to avoid untidy installations and reduce cabling costs. The air hose can be positioned in any direction and is simple to service.

▪ 3.1 Marking

The Techno line comes with an EN 10204 / 3.1 certificate documenting the source of all valve body parts in order to ensure optimum quality.

▪ Globular Valve Body

A globular valve body avoids dead ends with consequent contamination and longer CIP times.

▪ 20 Valve Body Configurations

The variety in valve body configurations ensures the right body for any installation, eliminating the need for extra valves because of inappropriate body configurations.

▪ Clamp Housing Closure

The clamp housing closure enables quick and easy service, thus minimizing maintenance costs.

▪ Limited Compression Principle

A mechanical blocking mechanism prevents overturning of the hand wheel, thus extending the diaphragm lifetime.

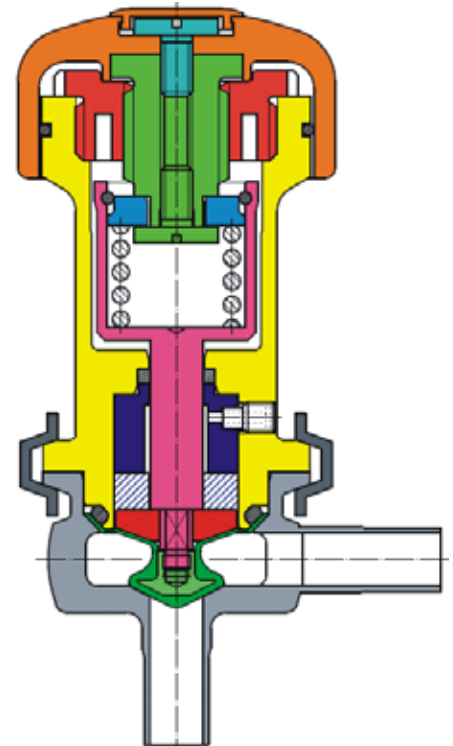
▪ Metallic Stop

The metallic stop helps to increase gasket lifetime.

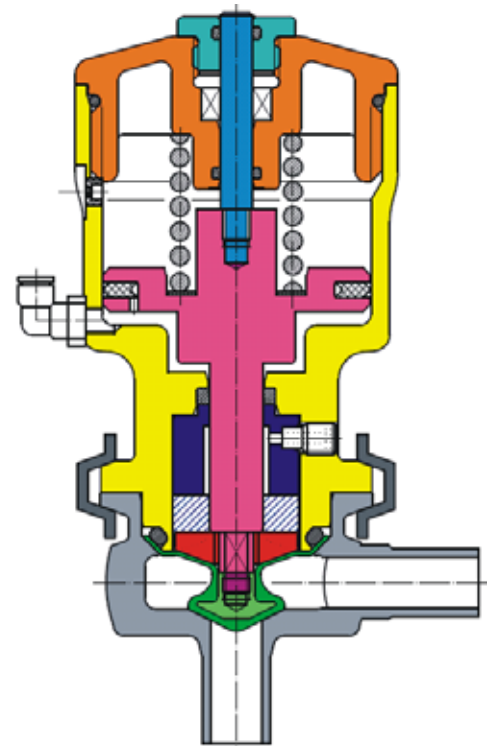
OPTIONS

The DELTA AP1 is available with a choice of three electrical feedback systems, enabling process monitoring via PLC and built-in safety procedures:

- A module with two proximity switches for the opened and closed position signals.
- A module with one proximity switch for the closed position signal.
- A module with two mechanical micro switches for the opened and closed position signals.



Manually actuated version



Pneumatic actuated version



| PRODUCT SPECIFICATIONS | |
|--|--|
| SIZES / DIN - PIPE STANDARD DIN 11866 / ISO - PIPE STANDARD DIN EN ISO1127 | DN10, DN15, DN20 .5" (13 mm) |
| PRODUCT WETTED PARTS | AISI 316L |
| NON-PRODUCT WETTED PARTS | AISI 304 |
| MEMBRANE MATERIAL | PTFE TFM 1705 (FDA 21CFR177.1550, USP Class VI) |
| VALVE BODY MATERIAL | Techno: 1.4435 Econo: 1.4404 |
| SURFACE ROUGHNESS | Techno: Ra < 0.5 micron Econo: Ra < 0.8 micron |
| ACTUATOR MATERIAL | Techno: Stainless steel Econo: Synthetic material |
| HOUSING CONFIGURATIONS | L, T and tank outlet versions |
| MAX. TEMPERATURE | 275°F / 135°C (Short time SIP 302°F / 150°C) |
| MAX. LINE PRESSURE | 145 psi (10 bar) |
| MIN. CONTROL AIR PRESSURE | 87 psi (6 bar) |
| MAX. CONTROL AIR PRESSURE | 116 psi (8 bar) |

Based in Charlotte, North Carolina, SPX FLOW, Inc. (NYSE: FLOW) is a multi-industry manufacturing leader. For more information, please visit www.spxflow.com

SPX FLOW

611 Sugar Creek Road
Delavan, WI 53115
P: (262) 728-1900 or (800) 252-5200
F: (262) 728-4904 or (800) 252-5012
E: answers.us@spxflow.com

SPX FLOW, Inc. reserves the right to incorporate our latest design and material changes without notice or obligation. Design features, materials of construction and dimensional data, as described in this bulletin, are provided for your information only and should not be relied upon unless confirmed in writing. Please contact your local sales representative for product availability in your region. For more information visit www.spxflow.com.

The green "y" and "x" are trademarks of SPX FLOW, Inc.

ISSUED 07/2016 8004-02-08-2008-US

COPYRIGHT © 2016 SPX FLOW, Inc.